



Accessing ServSafe.com through the CNIC Navy portal

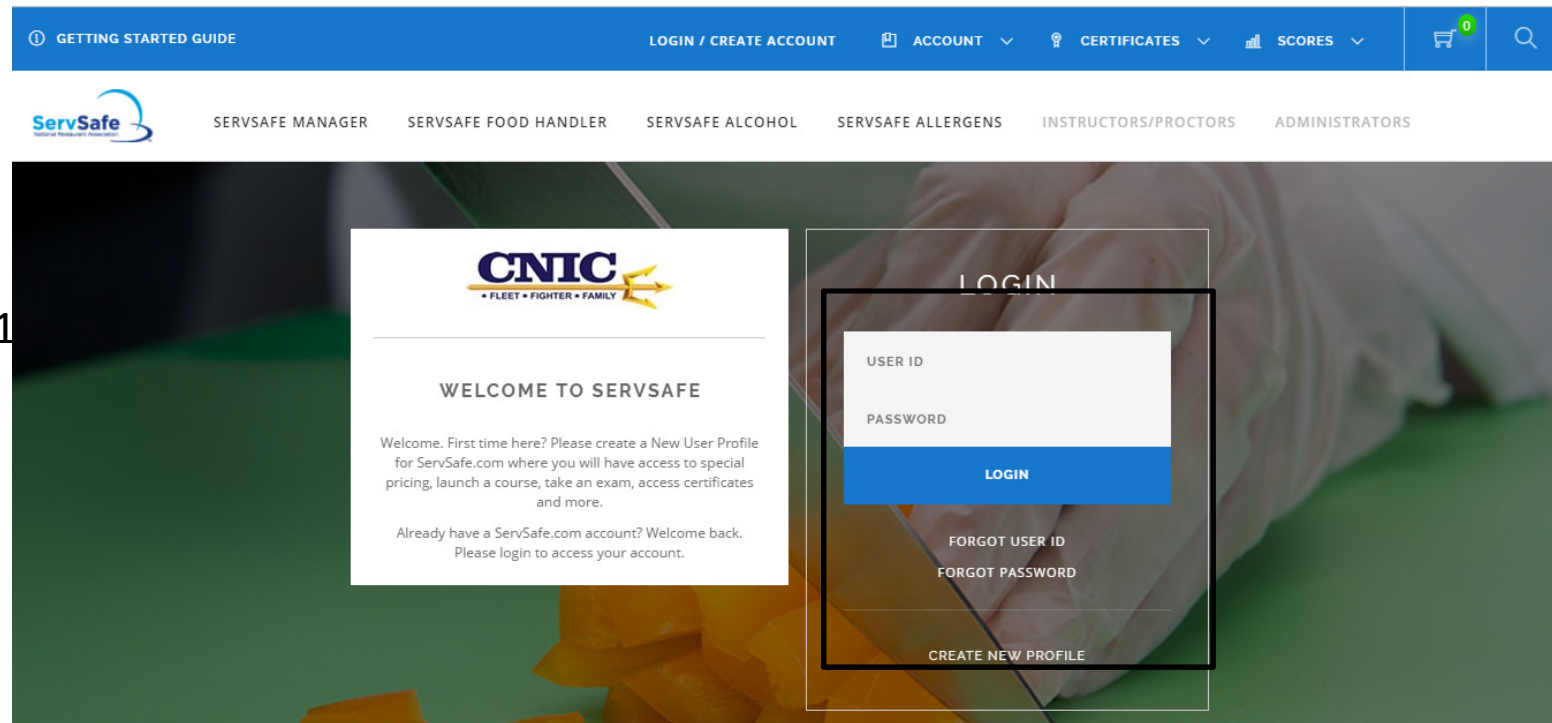
- If you are an existing user to ServSafe.com (i.e. you have a current ServSafe username and password) and currently work for the United States Navy, please follow the instructions below to access ServSafe.com through the CNIC Navy specific portal.
- To reach the portal, access the G2 by inserting the link below into the browser URL and on the right hand side of the page you will see Quick Links and under that heading is the hyperlink to access the portal.

<https://g2.cnic.navy.mil/tscnichq/N9/N92/N23D/default.aspx?>

CNIC Navy Portal, Existing SS.com User

****You are now in the CNIC Navy portal homepage.**

1. Type in your current **USER ID** and **PASSWORD**



The screenshot displays the CNIC Navy Portal homepage. At the top, a blue navigation bar contains links: GETTING STARTED GUIDE, LOGIN / CREATE ACCOUNT, ACCOUNT, CERTIFICATES, SCORES, a shopping cart icon with a '0' badge, and a search icon. Below this, a white header bar features the ServSafe logo and links to SERVSAFE MANAGER, SERVSAFE FOOD HANDLER, SERVSAFE ALCOHOL, SERVSAFE ALLERGENS, INSTRUCTORS/PROCTORS, and ADMINISTRATORS. The main content area has a green and orange background. On the left, a white box with the CNIC logo (FLEET • FIGHTER • FAMILY) and the text 'WELCOME TO SERVSAFE' provides instructions for new and existing users. On the right, a 'LOGIN' form is highlighted with a black border, containing fields for 'USER ID' and 'PASSWORD', a blue 'LOGIN' button, and links for 'FORGOT USER ID', 'FORGOT PASSWORD', and 'CREATE NEW PROFILE'.

1

CNIC
• FLEET • FIGHTER • FAMILY

WELCOME TO SERVSAFE

Welcome. First time here? Please create a New User Profile for ServSafe.com where you will have access to special pricing, launch a course, take an exam, access certificates and more.

Already have a ServSafe.com account? Welcome back. Please login to access your account.

LOGIN

USER ID

PASSWORD

LOGIN

[FORGOT USER ID](#)


[FORGOT PASSWORD](#)

[CREATE NEW PROFILE](#)

CNIC Navy Specific Data Fields

2. Choose the appropriate option from the drop down boxes and then click “Submit”.

[GETTING STARTED GUIDE](#)[CNIC](#)[WELCOME LESLIE](#)[CERTIFICATES](#)[SCORES](#)

[SERVSAFE MANAGER](#)[SERVSAFE FOOD HANDLER](#)[SERVSAFE ALCOHOL](#)[SERVSAFE ALLERGENS](#)[INSTRUCTORS/PROCTORS](#)[ADMINISTRATORS](#)

CNIC

It is critical that you enter this information correctly. Accurate information is required to report back to your organization that you have successfully completed your food safety and responsible alcohol service training

FUNDING TYPE:

APF

EMPLOYEE TYPE:

ACTIVE DUTY-OFFICER

REGION:

NAVY DISTRICT WASHINGTON

ACTIVITY BUSINESS CHANNEL:

CLUB

INSTALLATIONS:

N32778 CFA CHINHAE

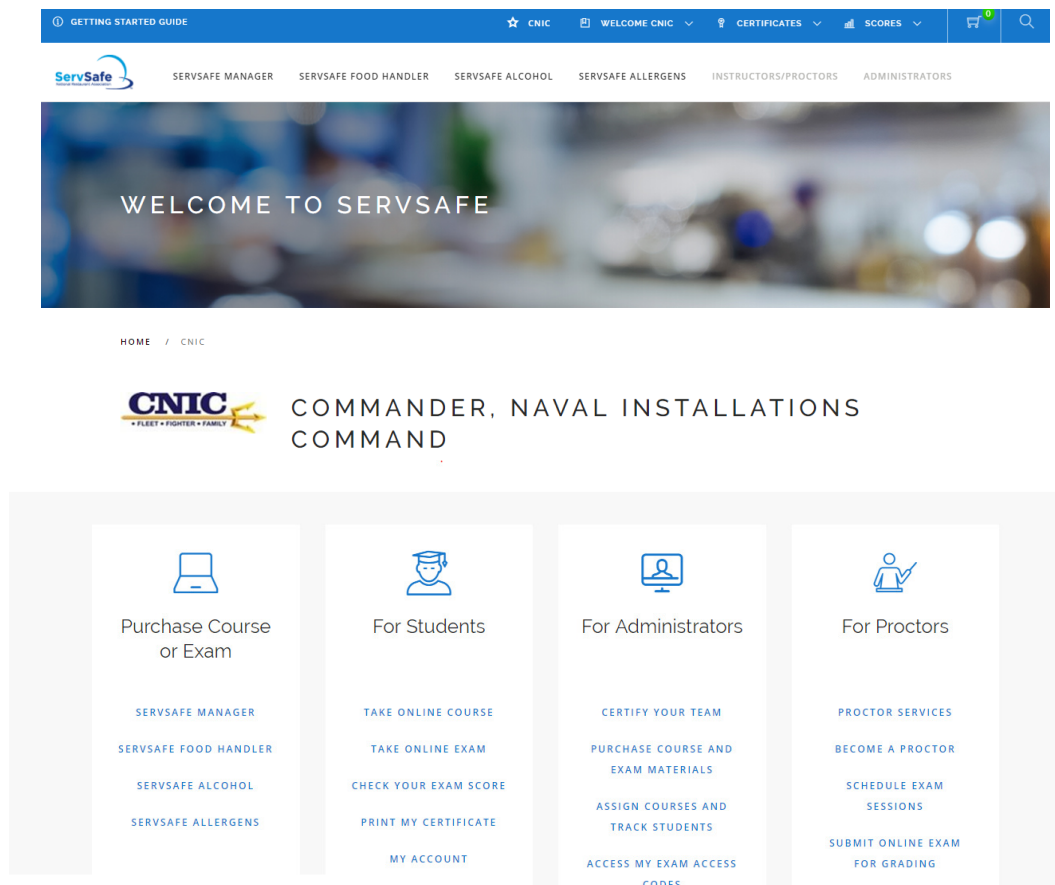
2

SUBMIT

Portal Activity page

3. You have now reached the portal activity page where you can choose several different options:

- Purchase ServSafe Materials at a discounted price
- Take an Online Course
- Take an Online Exam
- Access Instructor/Proctor Resources



CNIC POCs

CNIC

Brennan Hurley CEC, FMP

MWR F & B Management & Program Analyst

Commander, Navy Installations Command (CNIC-HQ)

Email: brennan.hurley@navy.mil

w 202 433-9145 | c 240 263-5931

Leslie Alexander Paffe | Strategic Channel Sales Manager

National Restaurant Association

175 W. Jackson, Suite #1500 | Chicago, IL 60604

P: 615-828-1995 | E: lpaffe@restaurant.org

Restaurant.org | ServSafe.com